

AUDIOVISUAL ARCHIVES OF THE 20TH CENTURY IN THE CLASSROOM


The pilot film education project initiated and implemented
by Lithuanian Film Centre with Lithuanian Central State
Archives and www.e-kinas.lt



GOALS

- To promote the use of moving images in the teaching process.
- To use a new style of audiovisual content.
- To offer an innovative method for teaching and learning.
- To combine digital creative technologies with audiovisual archive to help students to develop the skills of understanding, interpreting and using moving images.





CONTENT

- Lithuanian Central State Archives as the project partner has provided all audiovisual material.
- Newsreels 'Soviet Lithuania' from 1950 to 1970 has been selected for use in the project.
- Propaganda has been chosen as the main theme combining all other topics.

LITHUANIAN
CENTRAL STATE
ARCHIVES

Audiovisua
l materials

www.e-kinas.lt





AUDIOVISUAL MATERIALS

Topics:

- Propaganda in soviet newsreels
- Town and countryside in soviet newsreels and Soviet-era Lithuanian literature
- Socialist Realism in Soviet Lithuania
- Stalin's death: the personality cult in newsreels
- The second Soviet occupation of Vilnius as 'Liberation'
- The perfect Soviet citizen



- 6 teaching resources.
- Every resource has its own topic and is intended for a particular discipline.
- Disciplines: Lithuanian language and literature, citizenship education, history, ethics, geography, economics, arts education.
- Every resource consists of audiovisual archival records and methodical material.
- Methodical material includes the presentation of topic, discussion questions, tasks for critical thinking and creativity.

LITHUANIAN
FILM CENTRE
**Teaching
resources**



TEACHING RESOURCES

Tasks for critical thinking and creativity.

Audiovisual material could be used by students for their tasks: editing and recording audio and video material, inserting pictures and illustrations, capturing modern videos and interviews, dubbing and adding music to the video, drawing of comics and animation.



- Make interviews with grandparents (parents, neighbors, etc.) about life in Soviet times talking about human rights and freedoms, the electoral system, membership of unions, participation in demonstration to glory the government. Record the interview with mobile phone or other audio recorder. Illustrate this audio track with video of selected soviet newsreels scenes. Note how the new audio track can change the visual meaning.
- Select 5 different shots from newsreels have seen and save them as a pictures. Select a quote from Lithuanian literary texts for each shot, reflecting the interface between the written text and the image. Present the shorts and quotes in classroom or organize the exhibition of the most interesting works at the school.

EXAMPLES

Tasks for critical thinking and creativity



- Break into groups and edit the newsreel scenes about the Soviet occupation of Vilnius. Create a 5-8 minute film about real historical events of that time in Vilnius and Lithuania, using this newsreel video and new audio track. Discuss the films in the class: is it difficult to evaluate the historical past objectively and convey it to the audience? What do you think are the challenges facing the historians, journalists, politicians in history evaluation?
- Break into groups and choose one shot from newsreels. Use it to create a poster, that would be dedicated to a 'Soviet man'. View all posters in the classroom and discuss about the appearance of characters, status, values.





EXAMPLES


Tasks for critical thinking and creativity



Audiovizualiniai XX a. archyvai. Metodinės medžiagos

Metodinių medžiagų ir audiovizualinių įrašų sąrašas

	<p><u>Propaganda sovietiniuose kino žurnaluose</u> Temos: propaganda, skleidžiama audiovizualinėmis medijomis, vaizdo ir garso santykis, propagandos priemonės XX a. ir dabar, sovietų okupacija ir kiti istoriniai XX a. įvykiai, socialinė, ekonominė ir kultūrinė okupuotos Lietuvos padėtis sovietmečiu. Disciplinos: pilietinis ugdymas, istorija, etika, lietuvių kalba ir literatūra, informacinės technologijos, meninis ugdymas.</p>
	<p><u>Miestas ir kaimas sovietiniuose propagandiniuose kino žurnaluose ir sovietinio laikotarpio lietuvių literatūroje</u> Temos: sovietmečiu rašiusių lietuvių autorių kūryboje aptinkamos Lietuvos miesto ir kaimo gyvenamųjų erdvių sampratos bei jų prasmės, lietuvių literatūros kūriniuose atsiskleidžiama pasaulėjauta, bandant įsigilinti ir geriau suprasti lietuvių autorių gyvenamojo laikmečio istorinio ir kultūrinio konteksto įtaką ir reikšmę jų kūrybai. Disciplinos: lietuvių kalba ir literatūra.</p>
	<p><u>Socialistinis realizmas sovietų Lietuvoje</u> Temos: Lietuvos visuomenės ir kultūros sovietizacija, stalininio socialistinio realizmo kanonai ir jų įtaka to laikmečio kūrybai. Disciplinos: meninis ugdymas, pilietinis ugdymas.</p>
	<p><u>Stalino mirtis: asmenybės kultas propagandiniuose kino žurnaluose „Tarybu Lietuva“</u> Temos: Stalino valdymo laikotarpis SSRS, propagandos pagalba kuriamas ir palaikomas asmenybės kultas, tokio kulto kūrimo tikslai, priežastys ir pasekmės, jo įtaka viešajai visuomenės nuomonei. Disciplinos: pilietinis ugdymas, istorija.</p>



TECHNICAL DETAILS

- All teaching resources are available at Lithuanian Film Centre website www.lkc.lt.
- Access is free, but users should to sign up and login in to Film resources data base.
- User can donwload all the material.



FROM IDEA TO RESULTS

It is not enough to have a good idea. Users are necessary to accomplish it.


The next very important step is to get the publicity and find ways to work with schools and teachers.

Teachers who wish to take part in the project should receive special training to be able to work with the teaching materials, learn to use moving images and digital technologies.

Although the teaching resources are dedicated for lessons, it is not compulsory to use them at schools. We work mostly with teachers who are looking for non-traditional teaching methods that would help students to engage in learning process.

The content of the resources is relatively complex so it makes it more efficient to work with teachers who already have some experience in media and film literacy.





LITHUANIAN
FILM
CENTRE

Lithuanian Film Centre
Department of Film Promotion, Information and Heritage

Jurgita Kažukauskaitė-Sarnickienė

Tel. +370 5 213 37 26

E-mail j.sarnickiene@lkc.lt

WEB www.lkc.lt/en/

**THANK YOU
FOR
YOUR
ATTENTION!**

